KR-4070 KR-4070

SCHEMATIC DIAGRAM

2SA564 2SC828 2SB618
2SA640 2SC945 2SD588
2SA733 2SC1399
2SA750 2SC1400
2SA872 2SC1775
2SA893 2SC1890
2SB560 2SC1923
2SC1980
2SD438

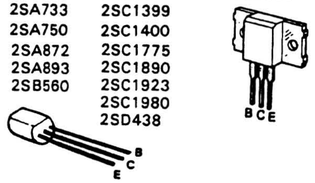

2SA841
2SC785R
2SC1000
2SC1681

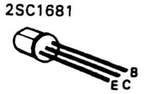

2SK61



TA7136P

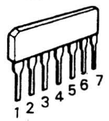

2SC1419
2SD330

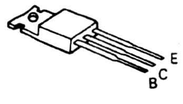

2SA850
2SC1735

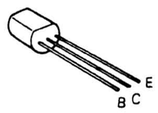

2SC458
2SC1342
2SC1345

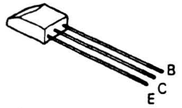

2SA673A

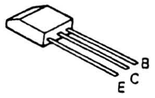

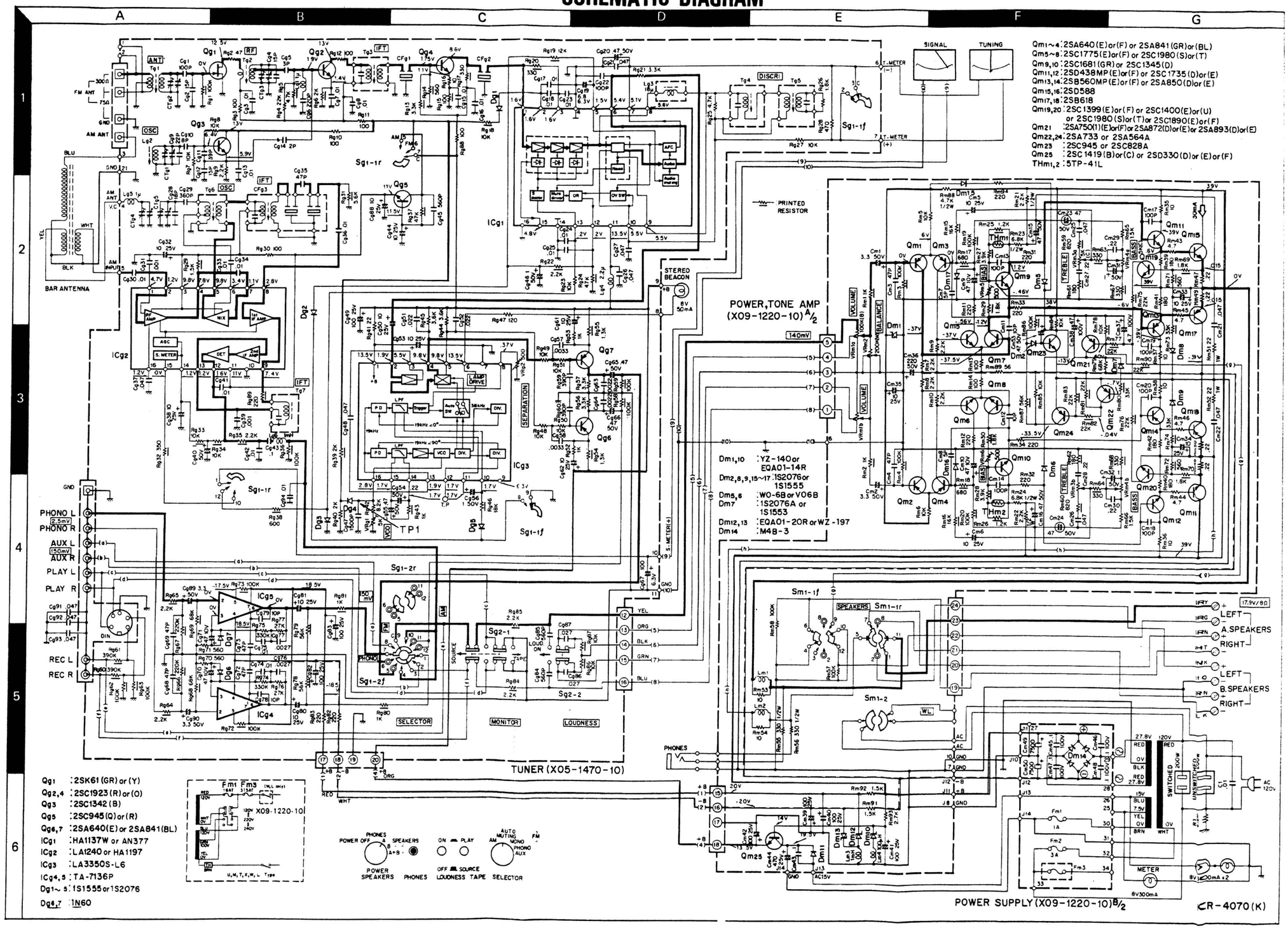

Note: Resistor values are in ohms. K = 1000 ohms, M = 1000k ohms
Capacitor values are in μF unless specified, P = pF = μF × 10⁶
DC voltage are measure with 20kΩ/V meter under no signal.